

Scaled data based on original data using
LM-79-08 Approved Method: Electrical and Photometric Measurements of Solid-
State Lighting Products

Test Report Prepared for
Cooper Lighting Solutions
(formerly Eaton)

Brand: McGRAW-EDISON

Report Number: P385610

Luminaire Tested: **GWC-SA1A-830-U-T2-HSS**

Issue Date: 3/3/2020

Test Information

Test Method: LM-79-08
Report Number: P385610
TEST IS SCALED FROM IESNA LM-79-08 TEST DATA (G2-1903-205-13)
Test Lab: INNOVATION CENTER
Issue Date: 3/3/2020
Manufacturer: COOPER LIGHTING SOLUTIONS (FORMERLY EATON)
Product Line: MCGRAW-EDISON
Catalog Number: GWC-SA1A-830-U-T2-HSS
Description: GALLEON WALL LUMINAIRE
(1) 80 CRI, 3000K, 615mA LIGHTSQUARE WITH 16 LEDS AND TYPE II OPTICS WITH HOUSE SIDE SHIELD
Light Source: -
Ballast/Driver: ELECTRONIC DRIVER

Summary

Lumens per Lamp: N/A
Luminaire Lumens: 2812 lumens
Efficiency: N/A
Efficacy: 82.7 lumens/watt
Luminous Opening: Rectangular (W 0.5' x L: 0.5' x H: 0')
IES Classification: Type II - Medium
BUG Rating: B0 - U0 - G1

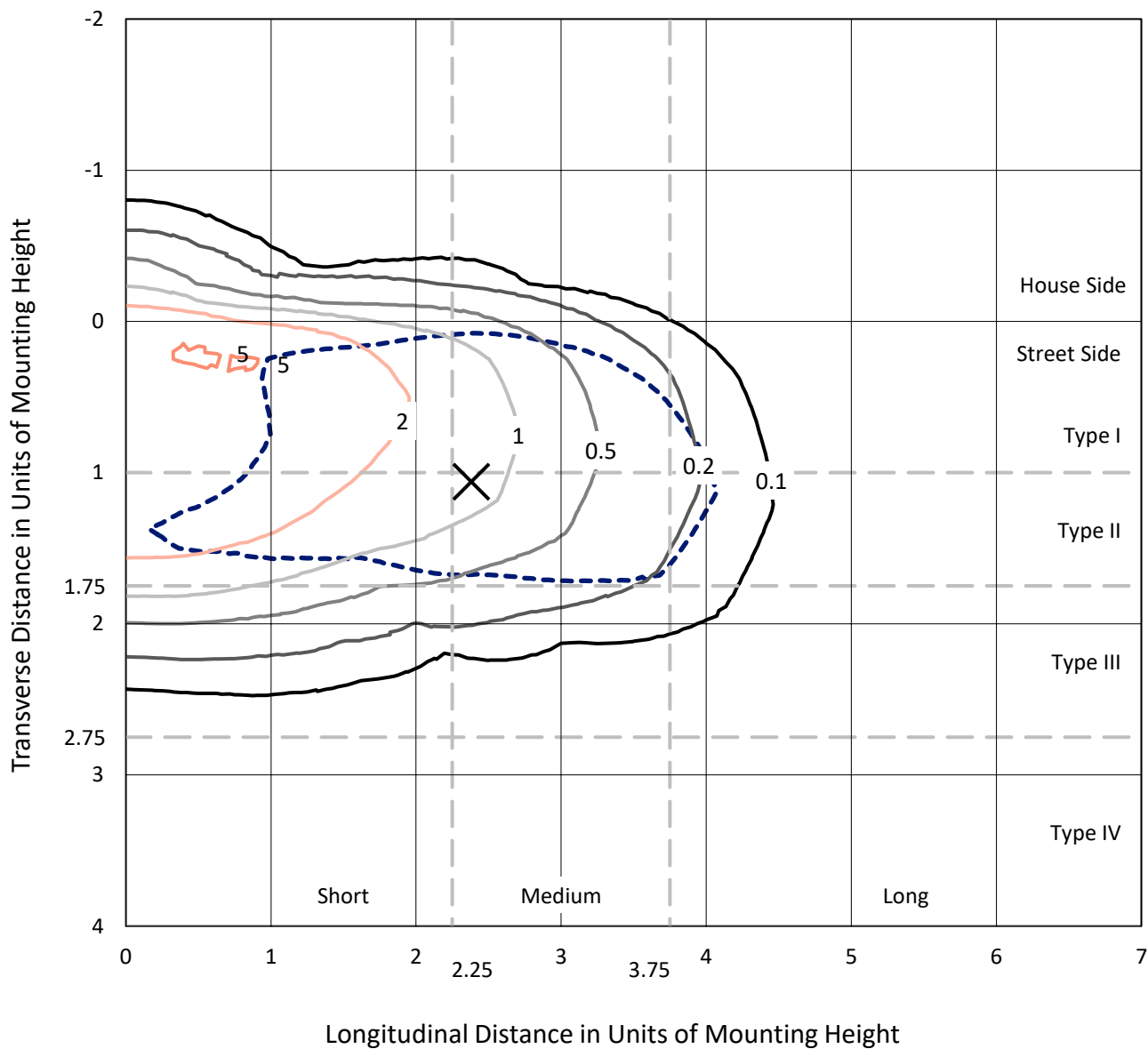
Input Watts (W): 34
Input Voltage (V): NR
Input Current (Ain): NR
Voltage Rise (V): NR
Power Factor: NR
Total Harmonic Distortion (THDi): NR
Frequency (hertz): 60
Stabilization Time: NR
Operation Time: NR
Ambient Temperature (°C): NR
Test Distance: 24 FT



REPORT NUMBER: P385610
 CATALOG NUMBER: GWC-SA1A-830-U-T2-HSS

Iso-Footcandle Lines of Horizontal Illumination

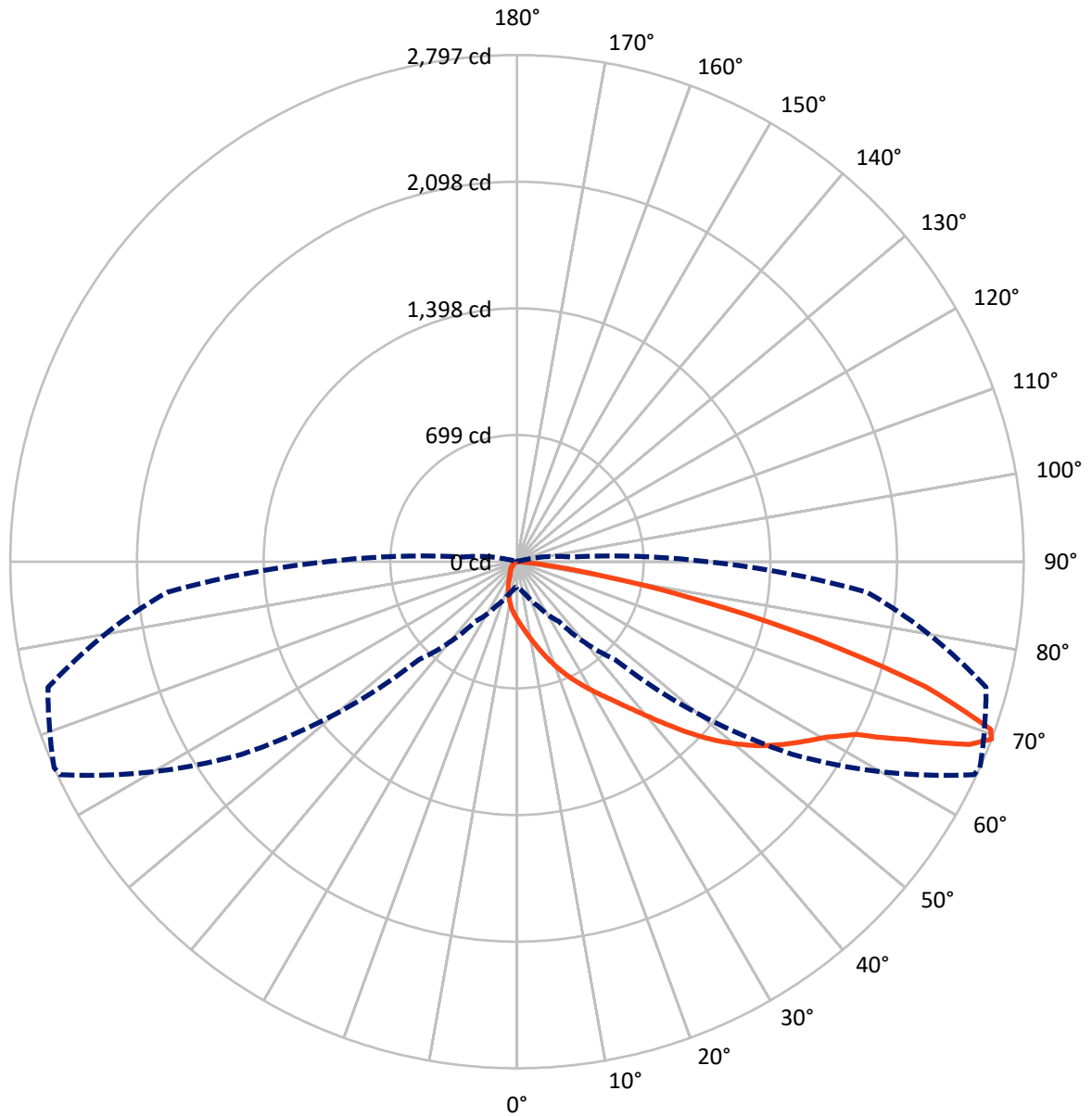
✕ Max cd
 - - - 1/2 Max cd



Based on 10 foot mounting height. Maximum calculated value = 5.3 fc
 Type II - Medium - N/A

REPORT NUMBER: P385610
CATALOG NUMBER: GWC-SA1A-830-U-T2-HSS

Luminous Intensity Polar Plot



— Vertical Plane Through 66-Deg Lateral - - - Horizontal Cone Through 69-Deg Vertical

REPORT NUMBER: P385610

CATALOG NUMBER: GWC-SA1A-830-U-T2-HSS

FLUX DISTRIBUTION:

		Downward	Upward	Total
House Side	Lumens	168.7	0.0	168.7
	% Fixture	6.0	0.0	6.0
Street Side	Lumens	2643.3	0.0	2643.3
	% Fixture	94.0	0.0	94.0
Total	Lumens	2812.0	0.0	2812.0
	% Fixture	100.0	0.0	100.0

ZONAL LUMENS:

Zone	Lumens	% Fixture
0°-10°	30.9	1.1
10°-20°	92.1	3.3
20°-30°	160.3	5.7
30°-40°	281.3	10.0
40°-50°	470.8	16.7
50°-60°	692.1	24.6
60°-70°	710.6	25.3
70°-80°	350.8	12.5
80°-90°	23.2	0.8
90°-100°	0.0	0.0
100°-110°	0.0	0.0
110°-120°	0.0	0.0
120°-130°	0.0	0.0
130°-140°	0.0	0.0
140°-150°	0.0	0.0
150°-160°	0.0	0.0
160°-170°	0.0	0.0
170°-180°	0.0	0.0
0°-90°	2812.0	100.0
0°-180°	2812.0	100.0

Coefficient of Utilization



REPORT NUMBER: P385610

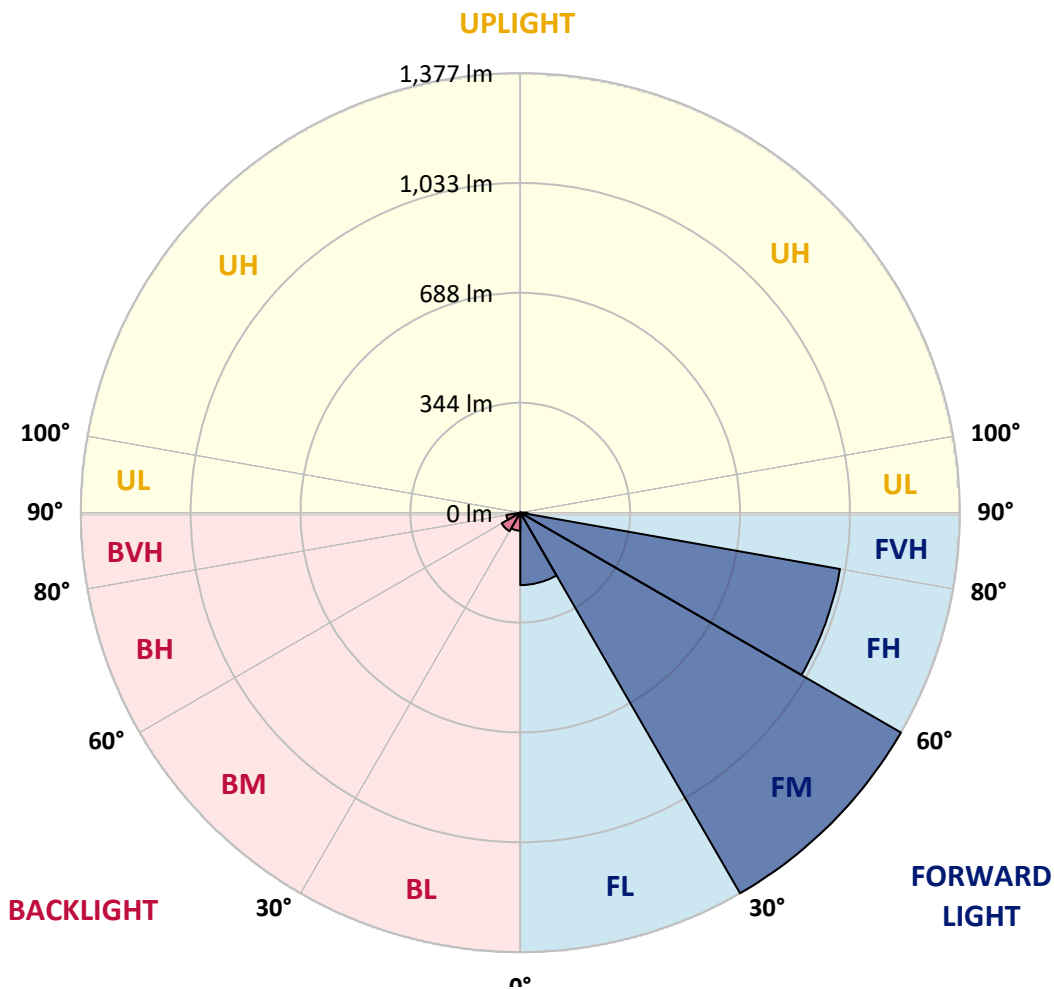
CATALOG NUMBER: GWC-SA1A-830-U-T2-HSS

LUMINAIRE CLASSIFICATION SYSTEM LUMEN TABLE AND BUG RATING:

Zone	Lumens	% Fixture	Zone Rating/Lumen Limit		
			B	U	G
FL (0°-30°)	226.9	8.1			
FM (30°-60°)	1376.9	49.0			
FH (60°-80°)	1016.9	36.2			G1/1800
FVH (80°-90°)	22.6	0.8			G1/100
BL (0°-30°)	56.4	2.0	B0/110		
BM (30°-60°)	67.3	2.4	B0/220		
BH (60°-80°)	44.5	1.6	B0/110		G0/110
BVH (80°-90°)	0.6	0.0			G0/10
UL (90°-100°)	0.0	0.0		U0/0	
UH (100°-180°)	0.0	0.0		U0/0	

BUG Rating: B0-U0-G1

Type II Medium





REPORT NUMBER: P385610
 CATALOG NUMBER: GWC-SA1A-830-U-T2-HSS

CANDELA DISTRIBUTION (FULL):

	0°	5°	15°	25°	35°	45°	55°	65°	66°	75°	85°
0°	320.0	320.0	320.0	320.0	320.0	320.0	320.0	320.0	320.0	320.0	320.0
2.5°	376.6	375.0	374.4	371.4	366.4	362.5	355.0	346.3	344.7	336.3	326.0
5°	425.5	424.2	423.3	419.1	413.9	404.2	390.5	374.4	371.3	355.3	334.7
7.5°	459.6	462.0	462.0	459.3	452.8	445.4	428.7	406.7	402.8	378.2	346.3
10°	479.5	482.4	484.7	487.0	486.0	483.1	467.3	442.5	437.8	405.2	359.8
12.5°	481.4	484.3	490.7	500.2	509.4	516.1	506.2	482.2	476.8	436.5	375.8
15°	470.9	474.0	483.9	502.3	524.6	544.1	547.3	526.1	520.6	473.7	395.9
17.5°	452.8	454.8	468.9	494.4	529.4	565.2	584.6	573.2	568.2	516.4	418.2
20°	439.3	440.8	453.2	480.6	526.5	578.5	619.9	623.3	618.0	562.0	442.4
22.5°	462.4	465.1	465.5	478.4	518.5	585.0	650.8	672.6	668.6	610.5	466.1
25°	525.6	528.6	518.5	510.5	525.3	587.9	677.4	723.1	719.9	662.7	490.0
27.5°	609.0	612.2	599.2	575.3	561.0	599.0	701.1	774.4	774.3	718.0	515.8
30°	691.0	694.3	680.9	657.0	624.1	630.4	721.5	828.1	828.9	775.1	543.2
32.5°	777.1	781.1	767.3	736.6	702.3	684.6	750.2	882.0	886.6	841.2	574.0
35°	874.8	875.4	856.0	823.8	784.3	757.2	796.3	942.5	953.4	923.0	613.2
37.5°	970.7	974.6	958.7	908.0	871.6	840.9	864.8	1018.1	1033.5	1023.1	664.3
40°	1041.8	1049.9	1047.7	992.9	958.4	936.5	949.9	1108.0	1127.5	1139.6	728.8
42.5°	1086.4	1092.5	1103.0	1070.0	1038.7	1042.3	1050.3	1212.7	1236.8	1272.3	803.0
45°	1137.5	1140.5	1149.2	1134.6	1113.5	1149.8	1156.9	1330.7	1355.9	1415.1	885.2
47.5°	1200.1	1207.0	1209.4	1196.0	1186.4	1244.9	1259.6	1437.9	1473.3	1568.0	972.3
50°	1279.7	1281.5	1285.7	1277.0	1267.4	1326.7	1351.8	1550.5	1582.7	1721.5	1058.2
52.5°	1357.5	1364.2	1378.6	1373.2	1369.3	1396.3	1433.9	1652.0	1688.0	1849.4	1144.0
55°	1380.0	1385.7	1435.5	1469.6	1501.1	1482.0	1512.5	1743.0	1781.9	1963.8	1226.5
57.5°	1290.3	1302.0	1388.2	1476.9	1607.7	1615.3	1620.4	1836.3	1871.2	2051.4	1312.4
60°	1063.8	1066.1	1207.7	1359.8	1590.1	1731.6	1778.0	1936.6	1965.9	2133.0	1415.2
62.5°	676.6	699.7	855.1	1069.8	1403.6	1714.8	1968.6	2088.4	2099.1	2230.9	1562.7
65°	322.3	337.2	449.2	661.0	1016.7	1499.4	2100.1	2362.8	2367.7	2425.0	1759.7
67.5°	178.4	185.7	238.9	355.8	594.4	1060.3	2047.0	2687.9	2692.5	2623.2	1932.5
69°	139.6	145.7	187.7	268.2	403.0	762.1	1852.4	2783.2	2796.7	2679.9	1938.7
70°	118.5	124.5	161.6	226.5	324.0	588.9	1648.8	2759.5	2773.8	2674.6	1892.8
72.5°	72.5	76.0	107.7	159.5	217.2	296.2	1016.8	2333.7	2357.9	2453.4	1626.8
75°	48.9	50.8	67.3	110.1	155.3	152.5	528.2	1644.9	1697.3	1908.5	1201.5
77.5°	35.0	36.7	45.1	71.2	108.9	100.7	239.2	1022.3	1033.5	1144.6	655.3
80°	19.9	21.5	31.9	42.3	73.9	67.2	95.1	488.3	493.9	490.8	218.8
82.5°	10.4	11.8	17.5	27.9	47.4	43.9	39.5	163.5	164.3	136.6	47.9
85°	2.0	2.4	8.7	19.1	24.4	19.1	16.2	38.3	39.1	34.6	11.9
87.5°	0.0	0.1	3.5	4.3	4.8	4.9	5.2	7.5	8.0	10.8	3.2
90°	0.0	0.0	0.0	0.0	0.0	0.0	0.0	0.0	0.0	0.0	0.0



REPORT NUMBER: P385610
 CATALOG NUMBER: GWC-SA1A-830-U-T2-HSS

CANDELA DISTRIBUTION (continued):

	90°	95°	105°	115°	125°	135°	145°	155°	165°	175°	180°
0°	320.0	320.0	320.0	320.0	320.0	320.0	320.0	320.0	320.0	320.0	320.0
2.5°	321.5	316.7	307.5	296.8	288.5	280.3	273.9	267.3	264.9	263.7	263.5
5°	324.7	314.5	295.0	275.0	258.6	243.1	232.0	221.4	216.5	214.2	213.3
7.5°	330.0	313.7	282.4	251.8	228.1	208.8	193.4	181.9	176.2	173.8	172.8
10°	336.3	312.7	267.5	227.2	197.0	177.0	161.7	150.4	144.1	141.4	140.1
12.5°	343.7	310.8	250.4	202.3	170.4	150.4	132.0	117.9	110.7	107.7	106.2
15°	352.7	308.9	232.5	179.0	147.1	122.6	102.4	93.0	91.5	91.0	91.1
17.5°	361.7	306.0	213.0	155.9	122.5	95.8	85.5	84.9	85.2	85.2	85.2
20°	369.7	299.3	191.8	136.1	99.1	80.8	78.7	77.7	77.1	76.5	75.9
22.5°	376.0	290.4	171.4	116.5	80.9	74.0	70.7	67.7	65.3	63.7	62.9
25°	380.3	278.5	152.7	97.6	72.8	67.3	61.3	56.4	52.6	50.4	49.4
27.5°	383.5	265.7	136.0	81.7	67.2	59.6	51.7	45.8	41.9	39.9	39.1
30°	385.7	251.1	121.3	71.9	60.9	51.4	43.0	37.3	34.5	33.4	32.9
32.5°	387.9	234.9	107.4	67.2	55.0	43.9	36.1	31.7	29.9	28.6	28.2
35°	393.2	220.0	94.2	62.2	49.0	37.5	31.0	27.8	26.0	25.2	25.0
37.5°	405.9	208.9	81.5	57.2	43.0	32.5	27.1	24.8	23.2	22.4	22.2
40°	426.3	203.3	70.8	51.7	37.1	28.6	24.6	22.4	20.7	19.5	19.2
42.5°	456.4	204.1	63.3	46.2	32.5	25.5	22.2	19.6	17.8	16.7	16.4
45°	492.8	210.0	58.1	40.9	28.6	23.1	19.5	16.8	15.1	14.2	13.9
47.5°	532.4	219.4	53.8	36.1	25.5	20.8	16.8	14.0	12.6	11.8	11.6
50°	574.0	228.7	49.4	31.4	22.8	18.6	14.2	11.6	10.4	9.8	9.5
52.5°	616.3	239.3	45.4	27.1	20.6	15.9	11.8	9.5	8.5	8.0	7.7
55°	661.7	247.4	41.5	23.8	18.3	13.5	9.8	7.9	7.1	6.4	6.3
57.5°	715.1	259.8	37.5	20.6	15.6	11.2	8.0	6.3	5.6	4.9	4.8
60°	787.2	274.3	33.3	18.2	12.8	9.2	6.5	5.1	4.3	3.7	3.6
62.5°	882.3	290.5	27.9	15.9	10.4	7.5	5.2	4.0	3.1	2.4	2.4
65°	1002.9	316.8	22.8	13.4	8.5	6.1	4.0	2.9	1.7	1.1	1.1
67.5°	1073.3	321.4	18.4	11.0	6.9	5.2	3.3	2.0	0.5	0.1	0.0
69°	1050.7	295.0	15.6	9.3	6.0	4.9	3.1	1.5	0.3	0.0	0.0
70°	1008.3	269.8	13.8	8.3	5.5	4.7	2.9	1.1	0.3	0.0	0.0
72.5°	833.2	192.1	10.4	6.1	4.0	4.1	2.7	0.7	0.3	0.0	0.0
75°	606.9	116.7	7.5	4.3	2.5	3.1	1.9	0.3	0.1	0.0	0.0
77.5°	337.6	55.0	4.7	2.4	1.6	1.9	0.9	0.0	0.0	0.0	0.0
80°	109.7	15.0	2.1	1.3	0.9	1.1	0.4	0.0	0.0	0.0	0.0
82.5°	20.3	4.3	1.2	0.7	0.3	0.3	0.0	0.0	0.0	0.0	0.0
85°	4.4	1.7	0.7	0.3	0.0	0.0	0.0	0.0	0.0	0.0	0.0
87.5°	1.5	0.5	0.1	0.0	0.0	0.0	0.0	0.0	0.0	0.0	0.0
90°	0.0	0.0	0.0	0.0	0.0	0.0	0.0	0.0	0.0	0.0	0.0

Signify Classified - Internal
Cooper Lighting Solutions Photometric Lab
1121 Highway 74 South
Peachtree City, GA 30269

Scaled Data Report



Report Generated By 670245982

Signify Classified - Internal
Cooper Lighting Solutions Photometric Lab
1121 Highway 74 South
Peachtree City, GA 30269

Scaled Data Report



Signify Classified - Internal
Cooper Lighting Solutions Photometric Lab
1121 Highway 74 South
Peachtree City, GA 30269

Scaled Data Report



Signify Classified - Internal
Cooper Lighting Solutions Photometric Lab
1121 Highway 74 South
Peachtree City, GA 30269

Scaled Data Report



Signify Classified - Internal
Cooper Lighting Solutions Photometric Lab
1121 Highway 74 South
Peachtree City, GA 30269

Scaled Data Report



--- HS — SS

Signify Classified - Internal
Cooper Lighting Solutions Photometric Lab
1121 Highway 74 South
Peachtree City, GA 30269

Scaled Data Report



u

Signify Classified - Internal
Cooper Lighting Solutions Photometric Lab
1121 Highway 74 South
Peachtree City, GA 30269

Scaled Data Report



Signify Classified - Internal
Cooper Lighting Solutions Photometric Lab
1121 Highway 74 South
Peachtree City, GA 30269

Scaled Data Report



(END OF REPORT)